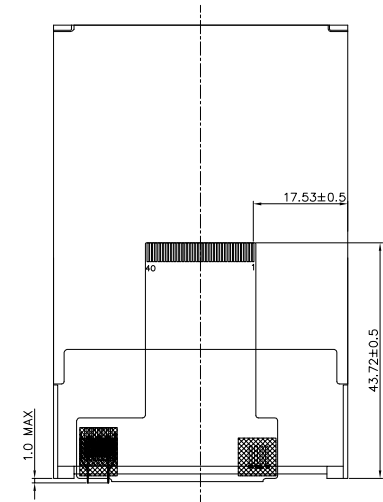
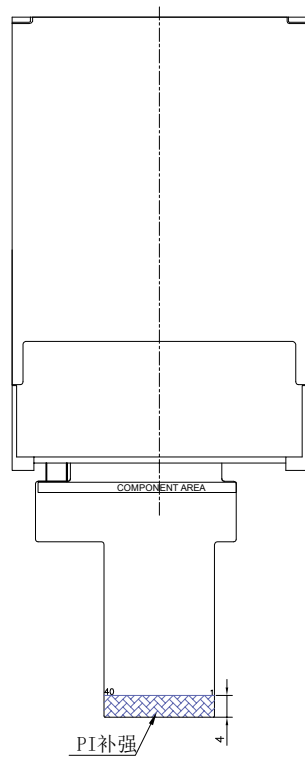
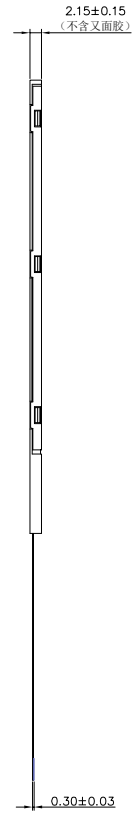
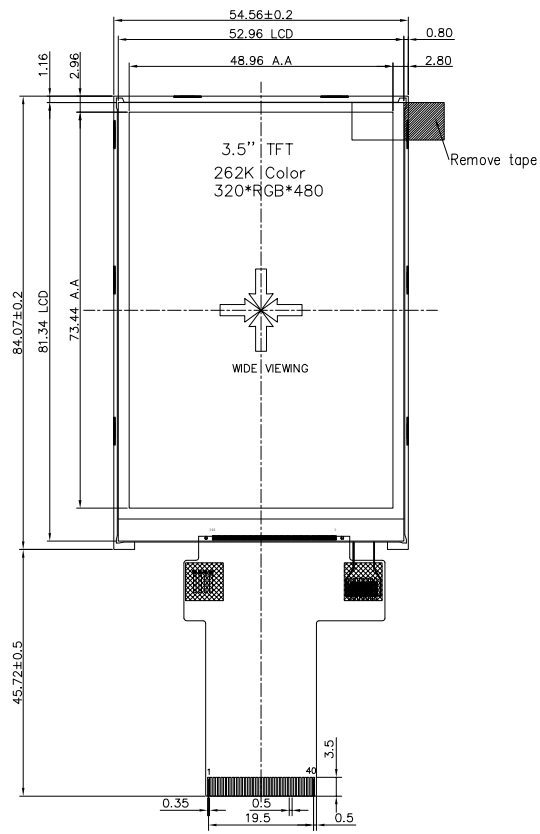
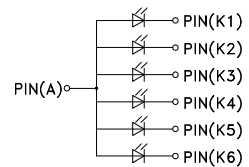


A  
W  
O  
D  
E



客户参考图  
展开出货

LED CIRCUIT DIAGRAM:



- NOTES:
- 1.DISPLAY TYPE: 262K COLOR TFT-LCD, TRANSMISSIVE, NORMAL WHITE
  - 2.OPERATING TEMP: -20°C~70°C
  - 3.STORAGE TEMP: -30°C~80°C
  - 4.LCD DRIVER: ILI9481
  - 5.Backlight: white LED 6 CHIP PARALLEL(15mA/LED)
  - 6.GENERAL TOLERANCE: ±0.2

REV	DC/EC NUMBER	DESCRIPTION	DATE

1	XL(X-)
2	YU(Y-)
3	XR(X+)
4	YD(Y+)
5	GND
6	VCC(3.3V)
7	VCC(3.3V)
8	FMARK
9	CS/SPI_CS
10	RS/SPI_SCL
11	WR/SPI_A0
12	RD
13	SPI_SDA
14	SPI_SDO
15	RESET
16	GND
17	DB0
18	DB1
19	DB2
20	DB3
21	DB4
22	DB5
23	DB6
24	DB7
25	DB8
26	DB9
27	DB10
28	DB11
29	DB12
30	DB13
31	DB14
32	DB15
33	A
34	K1
35	K2
36	K3
37	GND
38	IM0
39	IM1
40	IM2

DIMENSION	LEVEL	1	2	3	SELECT LEVEL
0 ~ 4		0.05	0.2	0.2	
4 ~ 14		0.1	0.2	0.2	
14 ~ 63		0.1	0.2	0.4	
63 ~ 250		0.2	0.4	0.6	
250 ~ 600			0.6	1.0	
600 ~ 4000				1.6	
GENERAL ANGULAR TOLERANCE					
LEVEL	1	2	3	SELECT LEVEL	
RANGE	1°	2°	3°	LEVEL	

CRITICAL DIMENSION	SPEC DIMENSION	UNIT	SCALE	3rd ANGLE	MODEL NAME
		mm	1.000		HT035SHV009NS
APPROVED			PART NUMBER/M-DRAWING NUMBER		PART NUMBER VER.
			HT035SHV009NS		N/A
CHECKED			PART DESCRIPTION		DRAWING REV.
			Module		1
DESIGNED		2017.05.18		SIZE	SHEET NUMBER
				A4	1 of 1